


CHAMPION
OF CHAMBLEE

OFFICIAL PARTS AND PRICE LIST

1967



BIRTH OF A GIANT




In 1965 when I became interested in model car racing, I realized that there was a definite need for precision racing equipment. Although the industry offered numerous frames, wheels, and reportedly high performance motors, none quite measured up to their claims. The hobbyist was plagued with bent axles, broken frames, wheels and gears which did not run true and motors of low power and poor workmanship.

In the spring of 1965 Champion was born. Our aim at Champion is to excel. Our goal is to build racing equipment which will perform and last, and will still be running and winning after others have been discarded. We sincerely believe that we have the finest line of model racing equipment available. We hope that you'll agree.

SINCE THEN . . . we have continued to grow and today offer more top quality merchandise than any other manufacturer in the world.

This is our newest catalog and price list showing our complete line. To you who know us, we feel certain these newest items will be of interest. To those of you who are just starting, welcome to slot racing and thanks for choosing our products. You have just joined the growing list of CHAMPIONS. GOOD LUCK


JIM WILLIAMS, PRES.
CHAMPION OF CHAMBLEE

PROPERTY OF GREG WELLS

Ready To Win Cars

The only thing you need to add to complete the picture is your thumb!!
Take it out of the box, put it on the track, and presto!! Competition go!

PORSCHE

CARRERA



\$13.95

BALL BEARING 1-in-10 601 MOTOR

Indestructable 200-6 sidewinder frame
Champion nylatron taper-lok spur gear
Taper-lok pinion gear
Taper-lok mag-type wheels
"Road Hog" micro-cell sponge tires
Unbendable steel axles
Concourse pre-painted body with decals
Vacuum-molded interior and painted driver
Silver pickup braid

Look for this new
package in your
dealer's showcase!!!



Ready To Win Cars




131 — FERRARI 3-LITER

Full competition car with piano wire frame and 507R motor.

With pre-painted detailed body and driver.


\$19.95



$\frac{5}{8}$ " wide Road Hog sponge rear tires for $\frac{1}{16}$ " track clearance

Included: Nut Driver, Wrench, Extra Pair Microcell Sponge Tires, Extra "O"-Ring Tires

$\frac{3}{4}$ " ultralight "O" ring, independent rotating front tires.



141 — HARRISON INDY-66

\$13.95


Full competition car with piano wire frame and hand picked 601 twin ball bearing motor, body, driver and decals.



142 — HARRISON INDY-66

\$19.95

Same as 141 with rewind dynamically balanced, all new 607 with "Arco 33" magnets.



Ready To Win Cars




132 — \$19.95

FEATURING — Snuggler series Mark I die-cast magnesium chassis
— with piano wire drop motor conversion
— rewind, dynamically balanced 507 motor with
— "Arco 33" double strength magnets
— Road Hog micro cell sponge rear tires and
— scale Goodyear hard rubber tires on
— threaded magnesium hubs, front and rear


143' — \$13.95

Featuring exact same winning components as 132 with 601 hand picked, pre-tested twin ball bearing motor.




144 — \$19.95

Featuring exact same winning components as 132 and 143 with that all-new "terror of the track", the 607 with a special new wind, twin ball bearings, and double strength "Arco 33" magnets.



Sports car body that will be on these cars will be the most popular style which is currently winning major races around the world.

HOLMAN MOODY'S 1967 FORD FAIRLANE AUTHENTIC NASCAR STOCK CAR



READY TO RACE!
WITH 601 WITH 607
\$13.95 \$19.95
READY-TO-WIN!

Photo courtesy of Stock Car Racing Magazine




Another Champion First!

The first genuinely authentic NASCAR stocker to come "honking" into the model racing scene. Not a toy imitation but made from full size plans of Holman Moody's fast Ford Fairlane. Built with the care and precision of a master racing mechanic with the famous Champion dependability and attention to detail. From the sculptured lines of a concourse D'elegance painted body and driver insert through the fantastic power plant and down to the rubber on the road, here's the one to beat all!



AVAILABLE SUMMER 1967



WITH ALL NEW

- 607 motor with
- Arco 33 magnets
- Nickel-plated rod chassis
- Nylatron long life gears
- Road Hog micro-cell tires


Ready To Win Cars



100 MECOM LOLA* — \$19.95

With 200 sidewinder chassis, high performance 707 motor with "Arco" magnets, shim, rewind, balanced armature plus these performance proven extras . . . Unbendable hardened steel exles, taper-lok wheels, spur and pinion


gears, independent rotating front wheels, drop arm with Champion's silver braid. screw-on weight, and low-profile cam bearings for lower CG with choice of tire size.



Catalog #	Body Style	Motor	List Price
100	Mecom Lola	707	\$19.95
102	Lola T-70	707	\$19.95
104	Corvette	707	\$19.95
105	Ford GT 40	707	\$19.95
106	Ford GT X-1	707	\$19.95
108	Dodge Charger	707	\$19.95
109	McLaren Elva	707	\$19.95
110	Chaparral Daytona	707	\$19.95
112	Porsche Carrera	707	\$19.95

All these kits are available with a 707 ball bearing motor for \$22.95 per car. Specify "BB" after number when ordering.

*This car is exactly the same as one of three Champion Ready-to-Run cars, which ran three days and three nights in California during the "Around The World in 80 Hours", and traveled a total of 1200 actual miles without a tire, motor, or axle change!!! It still runs today. You can expect this kind of service from Champion because you get it. See December issue of Model Car Science Magazine for feature story and photographs of this race.



Unretouched photo of Mecom Lola after 80 continuous hours of running.

Ready To Win Kits

OTHER NEW PRO PACK KITS

Brand New 1095 Pro-Kit — \$10.95

Lightweight inline frame with full competition components

- Includes . . . — hand-picked, pre-tested 601 ball bearing motor
- new lightweight stamped aluminum Snuggler Mark II frame
 - $\frac{7}{8}$ " micro-cell rear tires on threaded hubs
 - $\frac{7}{8}$ " front tires on threaded hubs
 - hardened stainless steel axles
 - 245-4 drop motor conversion kit
 - Williams nylatron crown gear with taper-lok




Featuring: Drop motor principle which keeps car so low to the track it can squeeze in where el cockroach can't go!

BRAND NEW 1195 PRO-KIT — \$11.95

Includes . . . — 281 cast magnesium inline frame and

- 245-4 drop motor conversion kit
- micro-cell sponge tires on ultra-light aluminum hubs
- William's nylatron crown gear with taper-lok
- Harrison Special pre-painted body
- Painted driver and vacuum molded interior
- full race decals
- 601 45,000 plus RPM twin ball bearing motor




This car runs so well you won't have to change motors to get it to go!

Ready To Win Kits



NOW FAMOUS 1290 PRO PACK

Complete kit containing everything to scratch build your own winning car.



PLUS . . . 707 "Arco 33" motor conversion kit

1290-A . . . \$13.95
Sponge tires

1290-B . . . \$14.95
Silicone tires

"ARCO 33"
magnets, shim
and springs



Armature insulators
and



Re-winding
wire



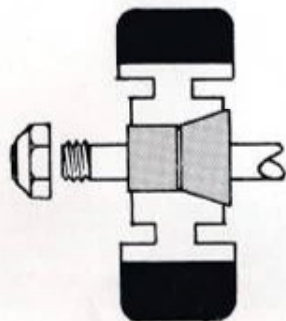

Champion's new
celcon end bell



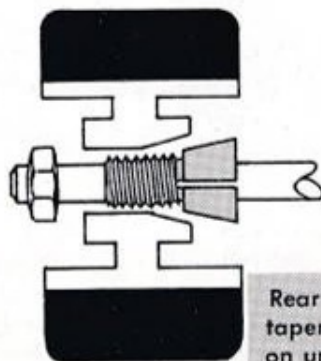
Brushes and
heavy duty
brush springs



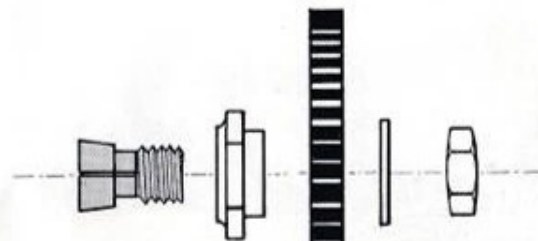
high speed commutator



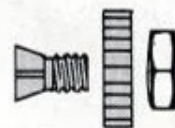
Front tire showing
bronze bearing for
independent rotation
on hardened axle
with short thread
for aircraft lock
nut



Rear tire showing
taper-loc installation
on unthreaded un-
bendable axle.



Taper-loc spur gear
showing locking
device on hardened
axle





Taper-loc
pinion .091"
shaft

Frames and Accessories

SNUGGLER SERIES MARK I

For all those of you who prefer inline chassis, we have developed a new winning combination. Adjustable!!! Adaptable!!! Unbeatable!!! Dependable Champion quality.

Optional Drop Tongue Kit
furnished with both



280 — \$2.98

Ultralight die-cast magnesium chassis for Champion 501, 507, 507R, and other Mabuchi 16D type motors. Suspension system kit furnished with frame.

280-D 280 Frame with Drop Motor Conversion \$3.69


281 — \$2.98

Cast magnesium chassis for Champion 601, 603, 607 and other Mabuchi 26D motors. Torsion bar front suspension kit with 1/16" independent front axles furnished with frame.

281-D 281 Frame with Drop Motor Conversion \$3.69

280-2 Body Mounting Arm...\$29

INTERCHANGEABLE REPLACEMENT PARTS WHICH CAN BE ORDERED SEPARATELY



280-1 For Champion 501, 507 and 507R, and similar Mabuchi 16D motors with shaft out either end\$1.98

281-1 For Champion 601 and 607, and similar Mabuchi 26D motors with shaft out either end\$1.98



280-5 — \$.79

Torsion-bar front suspension kit with 1/16" axle for independent front suspension system, which gives optimum performance when cornering.




245-7 — \$.69

Adjustable fixed tongue with flag, silver braid, screws, and self-aligning retaining spring. Fits all Snuggler series chassis.

Frames and Accessories


SNUGGLER SERIES MARK II

For you weight conscious buffs, here's the ultimate in lightness. Would you believe 10 grams? Less than 3 oz. tires, motor, frame and all! The front axles are true torsion bars that work like those on the big cars.




245 \$2.98

Stamped aluminum frame for Champion 501, 507 (and other Mabuchi 16D motors). With drop motor conversion, body mounting arms, brace and all hardware.



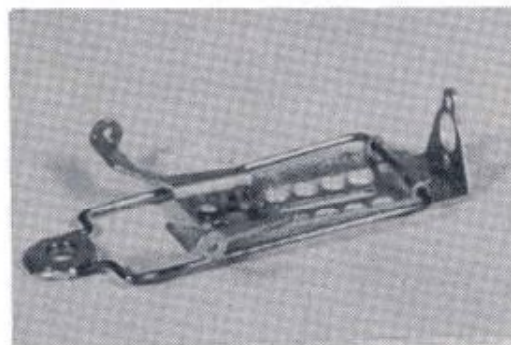
255 \$2.98

Stamped aluminum frame for Champion 601, 607, (and similar Mabuchi 26D type) motors. Same accessories as 245.



245-4 \$.98

Drop motor conversion kit fits all Snuggler series frames. Assembled as shown with 1/16" piano wire torsion axles—entire assembly nickel plated, less body arms. This item is furnished with all Snuggler Mark II frames.




245-6 \$.69

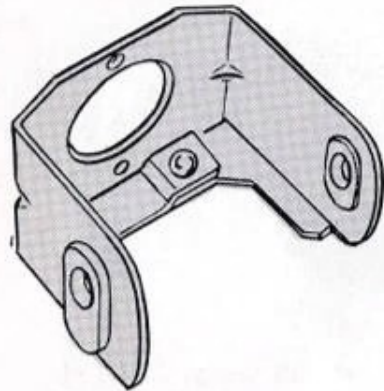
Piano wire drop arm assembly with flag and silver braid. Fits all Snuggler frames.

265 \$2.98

For Champion 701, 705, 707, (and similar Mabuchi 36D type) motors. Same accessories as 245.



Snuggler Accessories



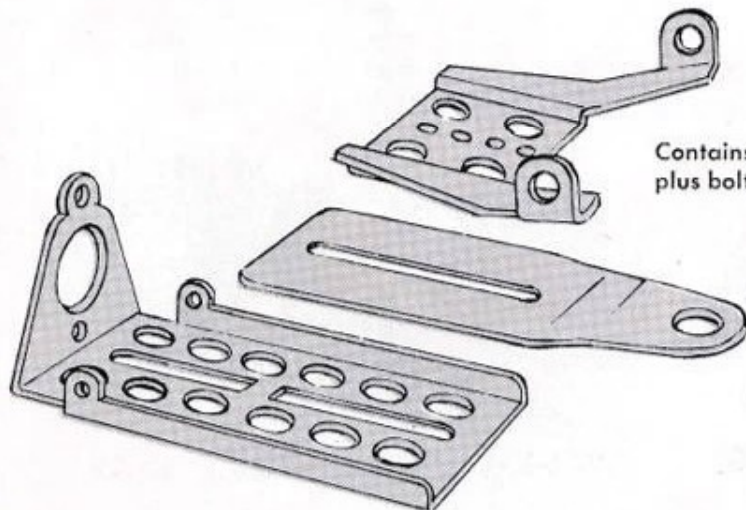
245-1 Rear axle carrier..... \$.89
For Champion 500 series (and other Mabuchi 16D motors)

255-1 Rear axle carrier..... .89
For Champion 600 series (and other Mabuchi 26D motors)

265-1 Rear axle carrier..... .89
For Champion 700 series (and other Mabuchi 36D motors)

Riveted webbed bracing of hardened aluminum for added strength. Cam bearings included.

229 Body and tongue weights. \$.39 pair with screws

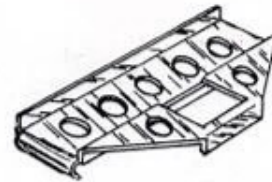


Contains all 3 pieces shown plus bolts, nuts, and washers.

245-3 Front motor mount assembly for Champion 500 series and Mabuchi 16D motor..... \$1.39

255-3 Front motor mount assembly for Champion 600 series and Mabuchi 26D motor..... 1.39

265-3 Front motor mount assembly for Champion 700 series and Mabuchi 36D motor..... 1.39



245-4-3 \$.19 each
Drop Motor Body Mounting Bracket

Nickel-plated brass, solderable. Ideal for scratch builders.



280-2 \$.29
Body mount for 280 cast magnesium chassis.



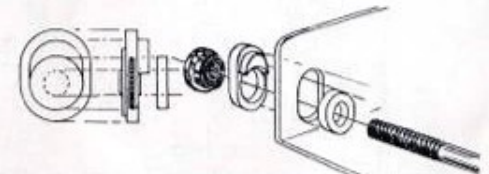
245-6 \$.69
Drop Arm Assembly

Pre-formed piano wire and solder on brass flag retainer, includes flag, silver braid and self-aligning retainer spring, fits all Snuggler series frames.



291-R 4 for \$4.9

Champions exclusive designed cam-bearings permit use of two tire sizes while maintaining 1/16" track clearance.




291-R-1 2 for \$2.9

Nylon converter kit to convert all Champion cam bearing rear axle carriers from oilite bearings to ball bearings.

Competition Series

(PIANO WIRE CHASSIS)

For you who desire the looks, lightness, and lovely handling characteristics of the "scratch-built" but don't have the time or patience to do it yourself, take a long look at this lean beauty.



270 \$2.98

For Champion 507R motor, and other small Mabuchi 16 motors with output shaft thru end bell.

Completely nickel plated




Adjustable body mounts (included in either kit)

Adjustable wheel base will fit stock cars

Tubing for pin mounting on GP cars

Adjustable Drop Arm



271 — Frame Only . . \$2.98

For Champion 601, 607 motors. Also fits other Mabuchi 26D motors.

Revolutionary new break-through in rear carriers for piano wire frames.
(Available separately for scratch builders, nickel plated and precision silver soldered)




270-1 — For 507R \$1.29

and other small Mabuchi motors with shaft thru end bell.



5620 NEW PEACHTREE ROAD
CHAMBLEE, GEORGIA • 30005




271-1 — For 607 Motors . . . \$1.29

With Champion's New Piano Wire Chassis, The Only Sour Note You'll Hear Will Be From Your Competition.


Frames and Accessories

THESE CHASSIS ARE VIRTUALLY INDESTRUCTABLE



200-6\$2.98


Here is our new sidewinder chassis for 26D motors. Its design is the same as our original 200 and its only modification is in the motor carrier. It will give the same durability and service as its big brother.



216 48 for \$39
Nylon spacer assortment

Features: Motor mounts allow for variety of gear ratios. Cam bearings allow 1/16" clearance for 2 tire sizes. Adjustable wheel base for both sports and stock cars. Drop arm pick up.

**ONLY
\$2.98
EACH**



200\$2.98


This is our original chassis, and has proved itself over and over, race after race, to bring its owners the best in service and dependability.



201\$0.79
Tongue kit



202\$0.89
Body mounting kit



228Pkgs. \$0.39
Nickel plated 1/8" axle spacers, assorted sizes



217\$0.50
4/40 Allen head set screws and wrench



290R 4 for \$0.29
Flanged oilite bushings 1/4" OD x 1/8" ID



291R 4 for \$0.49
Cam bushings




207R 2 for \$1.49
Flanged ball bearings with two 291-R-1 cam bearing adapters furnished so these axle bearings can be used in frames having cam bearing holes.








Assorted Hardware

STARTER SERIES

Contains Champion's all new Snuggler Mark II stamped frame for the beginner who wants to "build his own." (Includes drop motor adaptor.)



- 245-501 Starter series frame and 501 1-in-10 hand picked motor with drop motor adaptor \$4.98
- 255-601 Starter series frame and 601 1-in-10 hand picked twin ball bearing motor with drop motor adaptor... 4.98
- 265-701 Starter series frame and 701 1-in-10 hand picked motor with drop motor adaptor **Special 3.98**

- 
205-1/8 Two flags with 1/8" shaft, braid and screws.. .49
- 
205S-1/8 Same as above with silver braid69
- 
205-3/16 Two flags with 3/16" shaft, braid and screws.. .49
- 
205S-3/16 Same as above with silver braid69
- 
205QC-3/16 Quick change flag, braid holders and silver braid69
- 
206 Silver braid (6 pcs.) for flags \$1.00
- 
206-1 Silver braid (2 pcs.) for flags35
- 
207 Standard braid (4 pcs.) for flags .. .35
- 
208 Ultra-flex pick-up braid (2 pcs.) .. .35
 (12 pair/dealers box)
 (Available summer '67)



- 218 Large hardware assortment90
(Total price of contents over \$2.00)
- 224 1/24th scale driver bust with 1 piece snap-in head which swivels to any given position29
- 224-P Same as above pre-painted49



- 226 2 sets (4 wires) of heavy duty motor lead wire plus four solder-on terminal clips for easy installation in guide flag29



- 227 Fits 1/4" and 3/16" nuts. Also included is a 1/4" open end jam nut wrench69



- 228 Nickel-plated axle spacers. 1/16" to 1/2" x 1/8" ID (for axles). Assorted sizes39



- 229 Body arm and tongue weights with screws.. .39



- 204-1/8 Large pick-up weight (16 grams) with 1/8" shaft-thread-on59



- 204-3/16 Same as above with 3/16" shaft59



- 204S-1/8 Small pick-up weight (8 grams) with 1/8" shaft thread on39



- 204S-3/16 Same as above with 3/16" shaft39

- UL204-3/16 1/2" diameter pick-up weight for ultra-light cars29

Champion guide flag weights have threaded holes for positive adjustment and easy quick-change.

Assorted Hardware — Balancing Service



- 240-2** Body mounts for universal type frames. Includes front, middle and rear mounts with screws ...\$.69



- 292** Side holddown brackets for 200 sidewinder frame with nuts and bolts29



- 293** Side holddown brackets for 200-6 chassis for 26D motors, plus nuts and bolts. Converts old 200 chassis to new medium size Mabuchi (Champion 600 series)2/.39



- 401** Hypo greaser with white aircraft lubricant—refillable69



- 402** Hypo oiler—17 blended ingredients—refillable .. .69



- 405*** 5 ohm high temperature taper wound replacement resistor 1.29



- 408*** 8 ohm high temperature taper wound replacement resistor 1.29



- 412*** 12 ohm high temperature taper-wound replacement resistor 1.29

*Guaranteed against burn-out.
(Available summer 1967)


Now Champion's exclusive dynamic balancing can be added to your own rewinding ability. Look for this new mailing envelope at your local raceway, or send \$2.50 to Champion of Chamblee.

Epoxy windings* and place unbalanced armature in tube with sponge on both ends to protect shaft. Fill out return mailing label with your name, address and ZIP code. Put label & tube with armature in bag and tighten draw strings. (use shoe string knot) Place 10¢ first class postage on indicated square or 16¢ for airmail. If you desire return via airmail or special delivery, add necessary postage to return label.

(*Unepoxied armatures will not stay balanced.)

NOTE: Send only one armature per mailer. Additional armatures in bag will be returned and only armature in tube will be balanced.

DEALERS: Send for your card of balancing mailers and offer this Champion flexibility to your customers. (write today about special dealer discount)



Actual balanced armature in its mailing tube



Micro Precision Balance



Skilled specialist shown operating balancer.

This equipment and it's highly skilled operators then take your armature and very carefully balance it to within .001th of a gram. This not only increases the RPM's by more than 5000, but reduces friction, prolongs bearing life and practically eliminates brush arc. Champion was the first and only manufacturer to have this equipment installed in it's own plant. At the time of this printing it's still true.

Champion motors are already legendary in their quality, dependability, and service. The reasons are many. Only the finest components available are used after being thoroughly checked to exacting specifications. Once an armature is rewound with high temperature polythermolese wire, the windings epoxied and baked, and the high speed precision-honed commutator polished, it is given to our balancing specialists.



Armature on scale shows stock armature before balancing. Second photo shows same armature balanced to less than .001 gram.

Frame Modifications

ADD CHAMPION FLEXIBILITY AND DURABILITY TO YOUR OWN ABILITY!

Always use Champion Nickel-plated axle spacers to reduce friction.

Slide 1/32" piano wire thru drop arm pivot rod, bend forward and solder to top of axle.

1/16th ID brass tubing soldered to frame for body mounts. Use small finishing nails to mount body.

Cut-off at desired length

Bottom plate can be removed to lighten rear axle carrier (Not recommended for rough or uneven surfaced tracks).


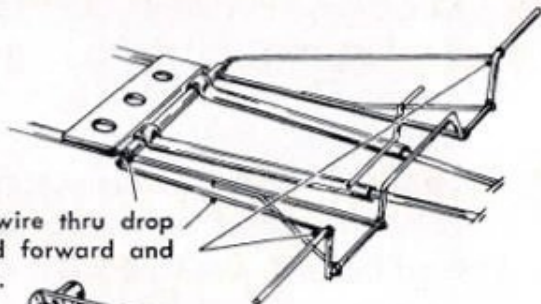
Add strengthening rods of 1/32nd piano wire and solder near rear axle carrier.

Remove body arm support brace
Move drop arm assembly back to motor

Extend or shorten drop arm to best suit handling characteristics of local tracks.

Remove pre-formed front axle. Re-bend existing piano wire frame rods and solder straight 1/16" axle in same place.

Extend drop arm rods to fit extended frame




For better overall handling and increased speed during cornering with frames using Champion's 1/8" hardened steel axles and independent rotating front wheels, replace nylon spacers with ball point pen springs.

Remember: The lighter the car, the faster BUT the trickier to drive. For best results, no changes should be made until chassis has been thoroughly tested on your own local track, and modifications made accordingly.

THIS SECTION CONTAINS ALL OF CHAMPION'S LATEST PRODUCTS AND PRICE CHANGES...SO, AS THE SAYING GOES,

"LET YOUR FINGERS DO THE WALKING THROUGH THE YELLOW PAGES"

AND MAKE 1968 THE BEST YEAR OF SLOT RACING YOU'VE EVER HAD .



NEW ENGLAND: 4 Ninth Ave., Haddon Hts., N.J. 08035
CALIFORNIA: 118 W. Mountainview, Long Beach, Calif 90805
WEST & SOUTH: 5620 New Peachtree Rd., Chamblee, Ga. 30005

DISCONTINUED ITEMS

Porsche Carrera RTR at \$13.95
142 Harrison Indy '66 at \$19.95
132 at \$19.95
143 at \$13.95
144 at \$19.95
Ford Fairlane - Temporarily
(601 or 607) (\$13.95 or \$19.95)
100 Mecom Lola RTR at \$19.95
1290-B at \$14.95

BODIES


100 Mecom Lola
105 Ford GT-40
104 Corvette Riverside
111 Dino Ferrari
115 Harrison Indy Spl.
109 McLaren Elva
1155 Cooper Maserati
1151C Harrison Indy '66
1152C Red Ball Special

Car and Parts Carrying Case

READY TO RUN CARS



FERRARI 3-LITRE F-1
 FEATURES PIANO WIRE FRAME AND 507 MOTOR WITH CHAMPION GEARS AND MICRO-CELL SPONGE ON TAPER LOK HUBS. PAINTED AND DETAILED BODY, INDEPENDENT ROTATING ULTRA-LIGHT FRONT TIRES. #131 NOW 15.95




141 READY TO RUN NO BODY CHOICE

FEATURES PIANO WIRE FRAME AND 601 SINGLE HOLE MOTOR WITH CHAMPION GEARS, MICRO-CELL SPONGE ON TAPER LOK HUBS. PAINTED AND DETAILED BODY AND ULTRA-LIGHT INDEPENDENT ROTATING FRONT TIRES. #141 NOW, 10.95



161 LOTUS 40 RTR - BRASS ROD FRAME, NEW 5001 "THUMPER" MOTOR, SET SCREW WHEELS, QUICK CHANGE GUIDE FLAG, NEW SET SCREW GEAR AND CON-COURS PAINTED BODY 15.95

FRAMES & FRAME PARTS




275 - PIANO WIRE FRAME WITH BRASS STRIPS ADDED FOR INCREASED HANDLING. FITS 5001, 507R, & 517 MOTORS.

276 - SAME AS ABOVE BUT FITS 26D MOTORS (601, 607 & 617)

..... 3.98 ea.

(DOES NOT INCLUDE MOTOR TIRES OR GEARS AS SHOWN)




280D - SNUSSLER SERIES MARK I DIE CAST CHASSIS FOR 5001, 507R & 517 MOTORS WITH BRASS STRIP WEIGHTED DROP MOTOR ADAPTER.

281D - SAME AS ABOVE BUT FITS 26D MOTORS (601, 607 & 617)

..... 3.98 ea.

(DOES NOT INCLUDE MOTOR TIRES OR GEAR AS SHOWN)



285 - ASSEMBLED BRASS ROD SPORTS CAR FRAME FOR 5001, 507R & 517 MOTORS. - 4" WHEEL BASE. 5.95


286 - ASSEMBLED BRASS ROD STOCK CAR FRAME FOR 601, 607 & 617 MOTORS. 4 1/2" WHEEL BASE,

..... 5.95 ea.

Starter Series Kits



895 KIT — TO BUILD A FAST, LIGHT-FORMULA CAR. CONTAINS LATEST PIANO WIRE FRAME WITH 1/16" FRONT AXLE, 601 MOTOR, MICRO-CELL SPONGE REAR TIRES, PAINTED BODY WITH RACING DECALS AND ILLUSTRATED INSTRUCTION SHEETS. \$8.95



1095 KIT — TO BUILD A GOOD HANDLING SPORTS CAR. CONTAINS SNUGLER SERIES MARK II STAMPED ALUMINUM FRAME, AND DROP MOTOR ADAPTER, 601 MOTOR, MICRO-CELL SPONGE REAR TIRES. NEW WILLIAMS NYLATRON CROWN GEARS AND ILLUSTRATED INSTRUCTION SHEETS. \$7.95



1195 KIT — CONTAINS THE VERY POPULAR SNUGLER SERIES MARK I DIE CAST MAGNESIUM CHASSIS AND DROP MOTOR ADAPTER, 601 MOTOR, MICRO-CELL SPONGE REAR TIRES, NEW WILLIAMS NYLATRON CROWN GEARS AND ILLUSTRATED INSTRUCTION SHEETS. \$8.95


NEW KITS FEATURING 5001 "THUMPER" MOTOR




800 - SAME DESCRIPTION AS 1095 KIT EXCEPT WITH 16D SIZE 5001 MOTOR. \$7.95

850 - SAME DESCRIPTION AS 1195 KIT EXCEPT WITH 16D SIZE 5001 MOTOR. \$8.95


900 - SAME DESCRIPTION AS 895 KIT EXCEPT WITH 16D SIZE 5001 MOTOR. \$8.95



Starter Series




245 - 5001 - CONTAINS NEW 16D SIZE "THUMPER" MOTORS, SNUGLER SERIES MARK II ALUMINUM CHASSIS WITH DROP MOTOR ADAPTER AND ALL HARDWARE... \$4.98



255-601 - CONTAINS SNUGLER MARK II CHASSIS WITH DROP MOTOR ADAPTER, ONE HOLE 601 MOTOR BODY MOUNTING ARMS AND ALL HARDWARE \$4.98



270-5001 - CONTAINS PIANO WIRE FRAME AND 5001 "THUMPER" MOTOR PLUS ALL HARDWARE 4.98



265-701 - CONTAINS SNUGLER MARK II CHASSIS WITH DROP MOTOR ADAPTER, 701 MOTOR AND ALL HARDWARE. \$1.98

ARCO MOTOR KIT - Twin Ball Bearings
New "Super" Arco 33 Magnets and Shim

<input type="checkbox"/> 507 - BB Arco Motor Kit \$4.98
<input type="checkbox"/> 507 - BB Arco Motor Kit 4.98
<input type="checkbox"/> 517 - BB Arco Motor Kit 6.98
<input type="checkbox"/> 617 - BB Arco Motor Kit 6.98

CHAMPION OF CHAMBLEE

REPAIR TOPS
STOP CHAMPION

Top Up Kits

- Motors
- Frames
- Bodies
- Parts and Accessories

CHAMPION REWINDING WIRE #28

YOUR Car is a

507-RPB MOTOR KIT CONTAINS:

- 2-Micro Precision Oilite Bearings
- 1-517 Endbell Built up with
- 2- Post Protecting Collars
- 2-Heavy Duty 26D Brushes
- 2-Heavy Duty Springs
- 1-Nickel-Plated Case with Shimmed Super Arco Magnets
- 1-Built-up pre-spaced Blank Armature, Ready to Wind with Precision Honed Commutator
- 1-Roll High Temperature Double Insulated Rewinding wire
- Spacer Washers and Phenolic Oil Slinger 4.98

ARCO MOTOR KIT - Twin Ball Bearings
New "Super" Arco 33 Magnets and Shim

<input type="checkbox"/> 507 - BB Arco Motor Kit \$4.98
<input type="checkbox"/> 507 - BB Arco Motor Kit 4.98
<input type="checkbox"/> 517 - BB Arco Motor Kit 6.98
<input type="checkbox"/> 617 - BB Arco Motor Kit 6.98

CHAMPION OF CHAMBLEE

REPAIR TOPS
STOP CHAMPION

Top Up Kits

- Motors
- Frames
- Bodies
- Parts and Accessories

CHAMPION REWINDING WIRE #28

YOUR Car is a

507 BB MOTOR KIT CONTAINS SAME AS ABOVE EXCEPT POWER OUTPUT IS THROUGH CASE END OF MOTOR. THIS KIT ALSO CONTAINS OILITES AND BALL BEARINGS SO YOU CAN CONVERT THE CASE TO EITHER TYPE BEARING. 4.98

Arco Motor Kits



607 KIT — CONTAINS:
 1—NEW CASE WITH SHIMMED SUPER ARCO MAGNETS
 1—BUILT-UP 26D ENDBELL
 2—HEAVY DUTY SPRINGS
 1—MICRO PRECISION REPLACEMENT OIL-ITE FOR THE ENDBELL.
 1—BUILT UP ARMATURE WITH INSULATORS AND PRECISION HONED COMMUTATOR.
 1—ROLL OF HIGH TEMPERATURE DOUBLE INSULATED REWINDING WIRE (Use 40-50 TURNS)
 SPACER WASHERS AND PHENOLIC OIL SLINGER 4.98



707 HOP-UP KIT FOR \$5.95 READY TO RUN CARS CONTAINS:
 1—36D Case with Shimmed Arco Magnets
 1—Rewound, Epoxied and Dynamically balanced 707 Armature
 1—Pinion Gear
 2—Heavy Duty Brushes
 2—Heavy Duty Springs
 2—Post Protecting Collars
 2.00



617 MOTOR KIT CONTAINS:
 1—New 617 Case with Shimmed Super Arco Magnets
 1—New Built up 617 Endbell
 1—Micro Precision Oilite Bearing
 2—Heavy Duty 26D Brushes
 2—Heavy Duty Brush Springs
 2—Post Protecting Collars
 1—Built-up 617 Armature with Precision-Honed Commutator
 1—Roll of Rewinding Wire, Spacer Washers, Phenolic Oil Slinger
 6.98

(AVAILABLE MAR. '68)



ARCO HEMI KIT CONTAINS: ARCO MAGNETS IN A HEMI CASE AND ALL THE HEMI PARTS PLUS A ROLL OF CHAMPION'S HIGH TEMPERATURE REWINDING WIRE, SPACER WASHERS AND PHENOLIC OIL SLINGER INCLUDED. ARMATURE WOUND WITH #29 WIRE . 4.98



517 MOTOR KIT CONTAINS:
 1—New 517 Case with Shimmed Super Arco Magnets
 1—Built-up 517 Endbell
 1—Micro Precision Oilite Bearing
 1—Built-up 517 Armature with Precision Honed Commutator
 2—Heavy Duty 26D Brushes
 2—Heavy Duty Brush Springs
 2—Post Protecting Collars
 1—Roll of Rewinding Wire, Spacer Washers, Phenolic Oil Slinger
 6.98

(AVAILABLE MAR. '68)

Stock Motors



5001 — "THUMPER" NEW CHAMPION 16D SERIES STOCK MOTOR WITH ONE-HOLE CASE. SHAFT OUT BOTH ENDS. FITS ALL 16 & 16D TYPE AND ALL CHAMPION SMALL MOTOR FRAMES..... 3.50 ea.



601 — (MABUCHI 26D SIZE) ONE-HOLE NICKEL PLATED CASE. PREFERRED FOR STOCK MOTOR RACES

601-B — SAME AS ABOVE 601 EXCEPT ARMATURE HAS BEEN EPOXIED AND DYNAMICALLY BALANCED FOR 10,000 MORE RPM's

601-271-1 — STOCK 601 PACKAGED WITH CHAMPION'S 26D REAR AXLE CARRIER 3.50 ea.



AMT STOCK SIZE 16 MOTOR. IDEAL FOR REWINDER. TEAR DOWN & RE-USE CASE AND ARMATURE . .69 ea.



HEMI 300 AT MOTOR WITH #29 WIRE AND ADJUSTABLE TIMING. ORIGINALLY \$6.98 — NOW 2.98 ea.



701 — "GRANDDADDY OF THE SLOT RACING MOTORS"

Arco Rewinds

507BB — 16 SIZE MOTOR WITH A REWOUND, EPOXIED AND DYNAMICALLY BALANCED ARMATURE IN NICKEL-PLATED CASE WITH SUPER ARCO MAGNETS AND BALL BEARINGS IN CASE AND ENDBELL POWER OUTPUT THROUGH CASE... 8.95



507RPB — 16D SIZE MOTOR WITH A REWOUND, EPOXIED BALANCED ARMATURE. SUPER ARCO MAGNETS AND SHIM IN A NICKEL PLATED CASE WITH NEW MICRO PRECISION OILITES IN CASE AND ENDBELL. POWER OUTPUT THROUGH ENDBELL 8.95



517 — CHOOSE ONE OF THESE SUPER ROCKETS WHICH BEST SUITS YOUR LOCAL TRACK'S POWER SUPPLIES. THE 517 IS AVAILABLE WITH WINDS OF 26, 27 OR 28 WIRE (29 WIRE DISCONTINUED). THESE NEW MOTORS FEATURE SUCH REVOLUTIONARY NEW FIRSTS AS:

- Thicker, Hand Polished Chrome Steel Case
- Precision Bearings in Case and Endbell
- Hardened Armature Shafts
- Super Arco Magnets and Shim
- Newer, Latest Version of our Endbell
- Color Coded Insulators
- Precision honed Commutator
- New Brush Spring Design and Post Collars

FEATURING
NEW SHUNTED
BRUSHES



617 — THE ULTIMATE SCREAMER FOR YOU 26D FANS. FEATURES SAME GREAT COMPONENTS AS ABOVE EXCEPT 617 IS WOUND WITH #26 WIRE ONLY. ALL 517 & 617 MOTORS ARE RETAIL PRICED AT ONLY

705PB — REWOUND 36D MOTOR FOR BATTERIES

705BB — SAME AS ABOVE W/CLASS V BALL BEARINGS

707PB — REWOUND 36D MOTOR FOR TRANSFORMERS

707BB — SAME AS ABOVE W/CLASS V BALL BEARINGS

FEATURING
NEW SHUNTED
BRUSHES

Super Arco Magnets with Shims and Arco Cases


ARCO MAGNETS WITH SHIMS (Now 30% Stronger)



507-M - SUPER ARCO MAGNETS AS USED IN OUR 500 SERIES MOTORS (16 & 16D SIZE) WILL NOT LOSE STRENGTH DUE TO HEAT OR LONG RACES. . . . 2.98 pr.

607M - SUPER ARCO MAGNETS AS USED IN OUR 600 SERIES MOTORS (607 & 617 AND ALL 26D MOTORS) 2.98 pr.

ARCO MAGNET CASES



507-1BBMC (REPLACES 507MC) SUPER ARCO'S AND SHIM INSTALLED IN NEW BALL BEARING CASE FOR 16D SIZE MOTORS 3.98



507R-1PBMC - (REPLACES 507RMC) MICRO-PRECISION OILITE BEARING INSTALLED IN CASE WITH SHIMMED SUPER ARCO'S. (THIS CASE RECOMMENDED FOR CHAMPION CUSTOM WOUND "FULL RACE" ARMATURE) 3.98



507R-1BBMC - (REPLACES 507RMC) SUPER ARCO'S AND SHIM INSTALLED IN NEW BALL BEARING CASE 3.98

607MC - SHIMMED SUPER ARCO'S IN A NEW 26D CASE 3.98

707PBMC - (REPLACES 707 MC)98

707BBMC - SAME AS ABOVE WITH CLASS V BALL BEARING INSTALLED 1.49

NEW NICKEL PLATED CASES, LESS MAGNETS.

501-2BB - BALL BEARING MOTOR CASE FOR 16D98

501R-2BB - 16D MOTOR CASE WITH BALL BEARINGS AND ADAPTER INSTALLED98

501R-2PB - 16D MOTOR CASE WITH MICRO-PRECISION OILITE BEARING INSTALLED98

501-2- CUP BEARING69

CHAMPION ENDBELLS FOR ARCO MOTORS



507-1BB - CELCON ENDBELL WITH BALL BEARING AND REPLACEMENT OILITE FOR 507, 507R, AND 517 MOTORS, NOW ASSEMBLED. COMES WITH BRUSHES, NEW STYLE SPRINGS AND POST PROTECTING COLLARS 1.79

507-1PB - SAME AS ABOVE WITH MICRO PRECISION OILITE INSTALLED. 1.79

517-1X - CELCON PART ONLY39



517-9PB - PRECISION REPLACEMENT OILITE39

517-9BB - REPLACEMENT BALL BEARING39



607-9-BEARING ADAPTER KIT - CONTAINS TWO REPLACEMENT BALL BEARINGS, 2 REPLACEMENT OILITES AND TWO NYLON ADAPTERS FOR CONVERTING OLD 16D CASES TO NEW PRECISION BEARINGS. 1.39



607-1BB - CELCON ENDBELL WITH BALL BEARING AND REPLACEMENT OILITE FOR 607 & 617 MOTORS, NOW ASSEMBLED. COMES WITH BRUSHES, NEW STYLE SPRINGS AND POST PROTECTING COLLARS 1.79

607-1PB - SAME AS ABOVE WITH MICRO PRECISION OILITE INSTALLED, LESS BRUSHES, SPRINGS AND POST COLLARS 1.79


617-1X - CELCON PART ONLY39



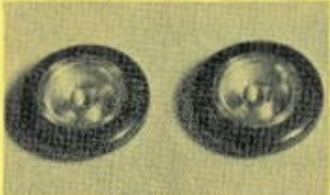
517-3S NEW SHUNTED BRUSH KITS - 517 - 617 - 601 AND CHAMPION 507 & 607 END BELLS. 98c

Wheels

FRONT WHEEL KITS




- 307 - 3/4" MOLDED HARD RUBBER 3/8" WIDE WITH TAPER LOKS59
 308 - SAME AS ABOVE EXCEPT 7/8"..... .59



- 373 - 3/4" ULTRALIGHT NEW STYLE WHEELS WITH VINYL "O" RINGS98
 374 - SAME AS ABOVE EXCEPT 1/8" THREADED .98




- 375 - 3/4" "O" RING FRONT TIRES WITH 1/16" HOLES FOR PIANO WIRE AXLES98




- 376 - 3/4" "O" RING FRONT WHEELS WITH 1/8" THREADED HUBS AND REDUCING ADAPTERS FOR PIANO WIRE AXLES 1.39

- 378 - 7/8" "O" RING WHEELS79



- 380 - 7/8" GOODYEAR TIRE ON THREADED HUB WITH 1/16" REDUCING ADAPTERS98



- 395 - 7/8" X 3/16" HARD RUBBER TIRES ON NEW MICRO-PRECISION SET SCREW HUBS WHICH HAVE A "BUILT IN STOP" SO 3" WHEEL WIDTH IS ACHIEVED WHEN BOTTOMED ONTO HARDENED 2.6" AXLE INCLUDED WITH KIT 1.59

(NOTE: ARCO RULES PERMIT THE USE OF 3/4" FRONT TIRES. THESE MAY BE GROUND TO 3/4" WITH THE PROPER EQUIPMENT.)

REPLACEMENT HUBS WITH "HEAT BOND" REPLACEMENT RUBBER



- 357-1 - TAPER LOK REAR HUBS79
 360-1 - THREADED REAR HUBS79
 385-1 - THREADED REAR MAG HUBS79
 390-1 - SET SCREW REAR HUBS & AXLE 1.49

REAR WHEEL KITS

THREADED REAR WHEELS WITH BLACK RUBBER98 pr.



- 360 - 7/8" 362 - 1-1/8"
 361 - 1" 363 - DISCONTINUED

THREADED REAR WHEELS WITH BLUE SPONGE98 pr.



- 348 - 7/8"
 349 - 1"

TAPER LOK REAR WHEELS WITH BLACK SPONGE WITH TAPER LOKS &



SET-UP AXLE 1.39

- 357 - 7/8" - 358 - 1"

HUBS AND TIRES ONLY98

- 357-2 - 7/8" g 358-2 - 1"

TAPER LOK REAR WHEELS AND BLUE SPONGE WITH TAPER LOKS &




AXLE 1.39

- 350 - 7/8" 351 - 1" 352 - 2 - 1-1/8"

HUBS AND TIRES ONLY98

- 350-2 - 7/8" 351-2 - 1" 352-2 - 1-1/8"

MICRO-PRECISION SET SCREW HUBS WITH BLUE SPONGE ALLEN WRENCH AND SET SCREWS



- 390 - 7/8" 391 - 1" 2.25 set
 HUBS ARE MADE LIKE OUR FRONTS WITH "BUILT IN STOP" AND GIVE AN AUTOMATIC 3" WIDTH WHEN USED WITH SPECIAL AXLE INCLUDED WITH KIT.

NOTE: MICRO CELL RUBBER "WARPS" WHEN NOT IN USE. CARS SHOULD BE PLACED ON BLOCKS OR UPSIDE DOWN IN YOUR CASE. SEE INSTRUCTION SHEET

(Concours Wheel Inserts Not Included) INCLUDED IN PACKAGE.



BRASS ROD FRAME KITS WITH ALL-NEW ALIGN-O-JIG PLUS 8 PAGES OF COMPREHENSIVE INSTRUCTIONS ON HOW TO BUILD A GOOD-HANDLING COMPETITIVE CHASSIS. NOW PACKAGED WITH OR WITHOUT THE ALIGN-O-JIG.

287 - WITH REAR CARRIER FOR 5001, 507R & 517 MOTORS BUT WITHOUT ALIGN-O-JIG

..... 2.50


287A - SAME AS ABOVE WITH ALIGN-O-JIG

288 - WITH REAR CARRIER FOR 601, 607, 617 MOTORS BUT WITHOUT ALIGN-O-JIG

..... 2.50


288A - WITH ALIGN-O-JIG

..... 2.98




CHAMPION TEST/BUILD BLOCK WITH ALIGN-O-JIG, TWO AXLES, 4 JAM NUTS AND BRASS ROD FRAME INSTRUCTION SHEETS.

THESE BLOCKS HAVE A FORMICA SURFACE AND ARE IDEAL FOR BUILDING FRAMES BECAUSE YOU CAN SOLDER ON THEM 2.50




EXTRA BRASS RODS and BRASS STRIPS NOW PACKAGED SEPARATELY FOR BUILDING MORE CHASSIS WITH YOUR ALIGN-O-JIG. THIS IS THE SAME HIGH QUALITY BRASS THAT IS USED IN ALL OUR KITS AND ASSEMBLED FRAMES59




BODY MOUNTING KIT. FEATURES ALL THE PARTS TO BUILD YOUR OWN BODY MOUNTING ARMS, PLUS FOUR SELF TAPPING SCREWS FOR MOUNTING BODY.

U285-259



ASSEMBLED BODY ARMS. THESE ARE THE SAME DURABLE BODY ARMS AS ARE ON OUR BRASS ROD FRAMES. BODY CAN BE MOUNTED WITH PINS OR SELF TAPPING SCREWS.

285-298



CHAMPION'S UNIVERSAL BODY ARMS, NOW AVAILABLE IN BOTH ALUMINUM (202-.39) AND BRASS (202-B-.59) FOR SCRATCH BUILDERS.

CHAMPION SPECIALIZED MOTOR SERVICES




2999 — 1/8" HARDENED FRONT AXLE W/AIRCRAFT JAM NUTS FOR INDEPENDENT ROTATION W/CHAMPION 200 & 200-6 SIDEWINDER FRAMES. IDEAL FOR USE W/ALIGN-O-JIG39 ea.



3000 — 1/8" UNBENDABLE CHROME VANADIUM STEEL AXLE USED WITH TAPER LOKS AND SET SCREW WHEELS59 ea.

CLOSE OUT ON WELDUN 64 PITCH GEARS




PINIONS, PACKAGED W/.078 & .091 ADAPTERS .25 ea.
14, 15, 16, 17 & 18 & 19 TOOTH



SPUR GEARS — PACKAGED W/1/8" TAPER LOK & NUT.
64TW, 68TW, 70TW, 72TW50 ea.

CHAMPION'S NEW SUPER-TUFF NYLATRON SET-SCREW GEARS



.50 ea. w/Allen wrench & set screws


NEW GEARS FEATURE TOUGHER MATERIAL:

- 1) WILL NOT FLEX UNDER LOAD AND
- 2) WILL NOT STRIP OUT EASILY

26SS — 26 Tooth 29SS — 29 Tooth
28SS — 28 Tooth 31SS — 31 Tooth

Nylatron part of gear may be purchased separately and used with our Taper-lok Gear hubs. Order 26x, 28x, 29x, & 31x39 ea.

CHAMPION FLAG AND TONGUE WEIGHTS — Now .29 ea.



204 — 1/8" — 16 GRAMS THREADED
204 — 3/16" — 16 GRAMS THREADED
*204S — 1/8" — 8 GRAMS THREADED
204S — 3/16" — 8 GRAMS THREADED W/SET SCREW
204UL — 3/16" — 4 GRAMS THREADED W/SET SCREW
204UL — 3/16" — 2 GRAMS THREADED

204S — 1/8" GRAM WEIGHTS ARE IDEAL FOR SOLDERING TO THE TONGUE OF BRASS ROD FRAMES IF ADDITIONAL WEIGHT IS NEEDED.

*THIS WEIGHT IS INCLUDED IN OUR 287 & 288 BRASS ROD FRAME KITS



ARMATURE BALANCING SERVICE — SEND US YOUR EPOXIED "HOTTEST" REWINDS (BE SURE TO USE CLEAR EPOXY SO WE CAN SEE THE WIRE SO AS NOT TO NICK ANY DURING THE BALANCING) WE WILL BALANCE ANY 16, 26 OR 36D SIZE ARMATURE WITH THE SAME CAREFUL PRECISION AS OUR 517 OR 617 MOTORS. IN ADDITION TO THE BALANCING, WE CHECK THE STRAIGHTNESS OF THE SHAFT, TRUE THE COMMUTATOR ON ONE OF OUR PRECISION LATHES, TO ELIMINATE BRUSH "FLUTTER" AND CLEAN OUT THE SEGMENTS BEFORE RETURNING IT TO YOU. 2.50 per bag

BUY BAG FROM YOUR DEALER— PRICE OF BAG INCLUDES BALANCING SERVICE.

"FULL RACE" CUSTOM WINDING ARMATURE SERVICE

DOES THE POWER SUPPLY OF YOUR FAVORITE RACEWAY REQUIRE A CERTAIN TYPE OF WIND FOR YOU TO WIN? IF SO, SEND US YOUR SPECIFICATIONS ON OUR CUSTOM ARMATURE WINDING SHEETS. WE'LL PUT ANY REASONABLE WIND ON ALL NEW COMPONENTS (NEW ARMATURE, NEW HARDENED SHAFT, NEW COMMUTATOR) EPOXY THE WINDINGS, TRUE THE COMMUTATOR ON OUR LATHE, DYNAMICALLY BALANCE IT TO .0001 IN. OZ. AND RETURN IT TO YOU WITHIN 48 HOURS AFTER RECEIPT OF ORDER AND CHECK OR MONEY ORDER FOR \$6.98. GUARANTEED FOR 90 DAYS AGAINST BLOWN SOLDER OR BLOWN WINDINGS. NOT GUARANTEED AGAINST OVERHEATING AND/OR MELTED ENDBELLS.

AT YOUR DEALERS \$6.98

NEW REPLACEMENT MICRO-CELL RUBBER

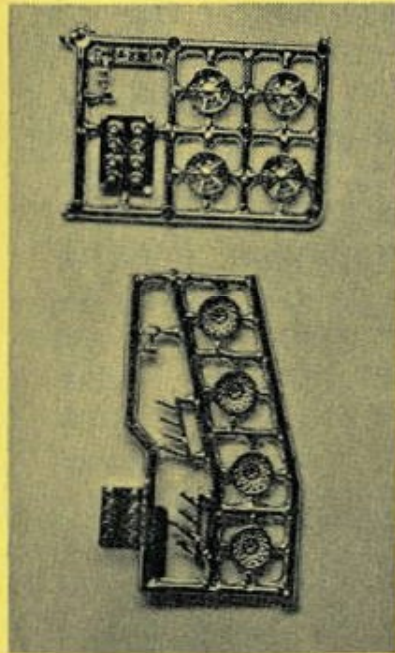


NEW "HEAT BOND" REPLACEMENT MICRO-CELL RUBBER. NOW SAVE MONEY BY "RETRADING" YOUR OLD HUBS. STRIP OLD RUBBER FROM HUBS. CLEAN OLD GLUE OFF METAL LACQUER THINNER. INSTALL NEW RUBBER. APPLY HEAT TO HUB WITH SOLDERING IRON FOR 30 SECONDS. TRIM ON LATHE OR DRILL & TRUE TO FINAL SIZE ON CAR WITH FINGERNAIL EMERY BOARD39 pr.



517-9FPB — MICRO-PRECISION OILITE WITH FLANGE. EXCELLENT REPLACEMENT BEARING FOR SOLDERING TO OLD CASES. THIS IS THE SAME BEARING THAT IS NOW BEING USED ON OUR 507 MOTORS39

CONCOURS D'ELEGANCE WHEEL INSERTS



WIN CONCOURS POINTS WITH YOUR "ARCO" CARS BY ADDING THESE CUSTOM WHEEL INSERTS. EASILY INSTALLED BY TURNING UPSIDE DOWN. PLACE THE HUB OVER INSERT AND TAP LIGHTLY WITH SMALL HAMMER. TURN HUB OVER. PLACE LARGE END OF TAPER LOK WRENCH ON INSERT AND TAP ON WRENCH AGAIN TO SEAT ALL THE WAY INTO HUB. ON AMERICAN MAG TYPE. CLEAN FLASHING OUT OF OPENINGS WITH POINT OF X-ACTO KNIFE AND PAINT INSIDE OF HUB WITH FLAT BLACK PAINT BEFORE INSTALLING INSERT. ON WIRE SPOKE TYPE. RUB BLACK SHOE POLISH INTO RECESSED AREAS AND WIPE CLEAN. THIS WILL MAKE HUBS LOOK MUCH MORE REALISTIC25 pkg.

CHAMPION ULTRA FLEX MOTOR LEAD WIRE



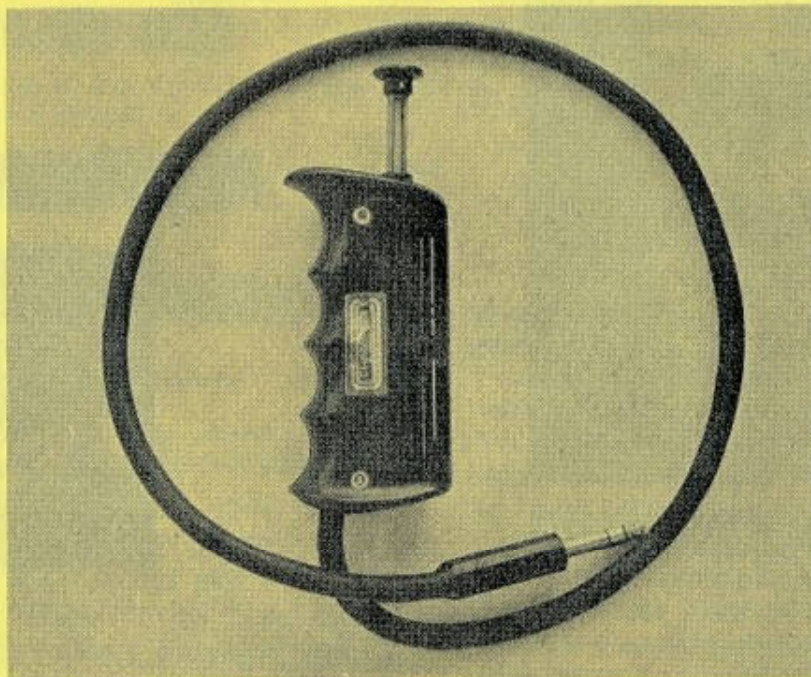
THE BEST MOTOR HOOK UP WIRE AVAILABLE ON THE MARKET — STOP STARVING YOUR MOTORS! SLOW, TIRED MOTORS WILL GET NEW LIFE. NEW MOTORS WILL PERFORM BETTER, LONGER AND COOLER. NEWER MOTORS SUCH AS OUR 517 & 617 RUN AT MAXIMUM EFFICIENCY WITH THIS DOUBLE SIZED ULTRA FLEX WIRE. FIFTY CONDUCTORS PER SIDE WILL PUT ALL THE AMPERAGE AND VOLTAGE YOUR MOTOR NEEDS. NO DROP IN CURRENT. THE CLEAR INSULATION LETS YOU SEE WHICH SIDE GOES WHERE. WILL NOT BREAK. 13 FULL INCHES. ENOUGH FOR 2 OR 3 MOTORS. 29c pkg.

Would You Believe? Champion Has Their Own Hand Control!

YES . . . AFTER ALMOST THREE YEARS IN THE BUSINESS, WE FINALLY CAME OUT WITH OUR OWN. WHY THE DELAY? WE LIKE TO OFFER THE BEST TO OUR CUSTOMERS. . . NOT JUST COPY THE OTHERS. SO MEMBERS OF TEAM CHAMPION AND OUR ENGINEERING DEPT. KEPT EXPERIMENTING UNTIL THE BEST POSSIBLE DESIGN AND THE FINEST COMPONENTS COULD BE ASSEMBLED AND OFFERED TO YOU. HERE ARE THE REASONS WHY THIS CONTROL IS THE BEST YOU EVER PUT A "THUMBS DOWN" ON!

(1) HEAVY DUTY WIRE. ONE REASON WHY NEWER MOTORS WILL RUN FASTER IS THE USE OF HEAVY RESISTANCE - FREE WIRE. (1/10th OHM RESISTANCE FOR 5' OF THIS NEW WIRE).

PHONE JACK INSTALLED (POWER, (2) TRACK, BRAKE) MOST TRACKS HAVE THE PHONE JACK TERMINALS AND THIS IS THE SAFEST WAY TO HOOK UP AND PROTECT YOUR CONTROL. FOR AREAS NOT EQUIPPED WITH PHONE JACKS, AN ADDITIONAL KIT WILL BE OFFERED WITH A FEMALE PHONE JACK AND ALLIGATOR CLIPS. SEE YOUR DEALER IF YOU NEED THIS EXTRA KIT. (PACKAGED SEPARATELY).



THE FIRST GUARANTEED RESISTOR. -- YES! YOU (3) READ RIGHT. WE HAVE THE FINEST RESISTOR ON THE MARKET TODAY. (YOU'VE PROBABLY ALREADY TRIED ONE OF OUR 5.8 OR 12 OHM RESISTORS.) NOW TRY OUR 8 OHM IN THIS NEW CONTROL.

DOUBLE FUSE WIRES -- NOT ONLY (5) NECESSARY BUT ESSENTIAL, WITH NEW, HOTTER MOTORS AND BATTERY ("ARCO") POWER. YOU NEED THIS ADDED PROTECTION.

"SMOOTHEST ACTION YET!" -- (4) FROM THE TOP OF THE CONTOURED THUMB TOP, (WHICH HAS BEEN FASTENED AND WON'T COME OFF IN THE MIDDLE OF A RACE!) THROUGH THE MOST COMFORTABLE CONTOURED HANDLE EVER MADE, DOWN TO THE BOTTOM OF THE POSITIVE-RETURN STROKE, THIS WILL BE THE FINEST HAND CONTROL YOU'VE EVER USED. (IT HAS TO BE . . . IT'S A CHAMPION!)

"Arco 400"
PRO-CONTROL **\$6.98**

AVAILABLE FEB. 1968 . . . MARCH? APRIL? WOULD YOU BELIEVE MAY? ANYWAY . . . PLACE YOUR ORDER TODAY.

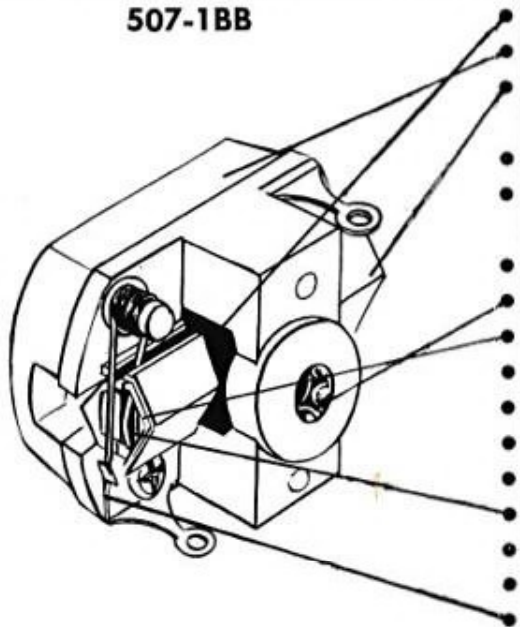
Champion's New 507 and 607 End Bell Kit

We could give you a full page of reasons why your motor should be using these, but we decided to just show you a picture of them and let you decide for yourself.

INCLUDES: Ball bearing, new Champion-designed Celcon end bell, silver plated brushes and nickel-plated heavy duty brush springs.

507-1BB Kit 1.79


507-1BB



- Vented for heat dissipation
- Champion super-tuff Celcon End Bell
- Pent-roof design for increased current contact and better transfer of heat to heat sinks
- Reduces resistance
- Eliminates brush vibration on non-concentric commutators
- Eliminates brush holder rotation
- Ball bearing for less friction, higher RPM
- New, larger brush holding heat sink
- Increases power
- Eliminates brush "flutter"
- Reduces brush "arc"
- Larger mass for heat dissipation
- Larger brushes
- Better overall contact
- Lower resistance
- Nickel-plated Heavy Duty brush springs. Plating increases tension life and will not weaken under extreme heat. Maximum performance in long races

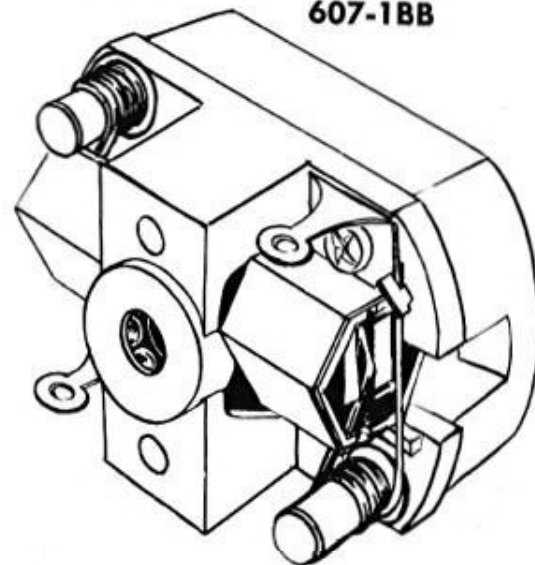
AVAILABLE REPLACEMENT PARTS

507-12— Solder terminals
Fits 507-1BB, 607-1BB & 16D
& 26D Mabuchi End Bells .39 pr.
507-13— Brush holder heat
sinks Fits 507-1BB &
607-1BB Only.29 pr.



607-1BB Kit 1.79

607-1BB



AVAILABLE REPLACEMENT PARTS

707-BB End Bells — Cham-
pion Celcon with Quality
ball bearing factory in-
stalled and tested, plus all
the other features of the
507 & 607 end bells. (Fits
Champion 705 & 707 and
all Mabuchi 36D Motors.)

(See 703-1, 703-11, 703-12)

Stock Motors and Motor Parts

"STOCK MOTOR" IN REALLY THE WRONG TERMINOLOGY BECAUSE ALL CHAMPION STOCK MOTORS ARE PRE-TESTED AND HAND SELECTED. ONLY THE BEST ARE USED AND ONLY 1 IN 10 IS GOOD ENOUGH TO BEAR THE CHAMPION LABEL


MOTORS

CASES

ARMATURES

END BELLS

BRUSHES & SPRINGS




501 - \$3.50

501-2 - .89

501-4 - \$1.50

501-1 - .89

501-3 - .45




601 - \$3.00

601-2 - \$1.10
(with ball bearings)

601-4 - \$1.50

601-1 - \$1.10
(with ball bearing)

601-3 - .45



701 - \$3.95

701-2 - .98

701-4 - \$1.50

701-1 - .98

701-3 - .45

Motor Parts



- 703-1 Champion celcon end bell kit with hardware, heavy duty brush springs, heat sinks and two sets of motor lead wire\$1.39
- 703-11 Same as 703-1 plus .091 flanged ball bearing\$2.79
- 703-12 Champion celcon end bell kit with bronze bearing, hardware and heat sinks\$.98

NEW FULLY CHARGED MABUCHI MAGNETS



501-8 For 16D motors with retaining springspr/.39

601-8 For 26D motors with springspr/.39


701-8 For 36D motors with springspr/.39



503-10 Armature spacer washer kit .078 hole brass spacer with armature stacking insulators, micro precision punched from bearing bronze49



703-7 Armature insulators for 36D armature as used on all Champion 705 and 707 rewindspr/.69



703-10 Armature spacer washers, brass and phenolic oil slinger washer .091 hole for Champion 700 series Mabuchi 36D motors. Over 25 pieces—various thicknesses 1.00



- 503-31 Heavy duty brush springs for 16D.4/.35
- 603-31 Heavy duty brush springs for 26D.4/.35
- 703-31 Heavy duty brush springs for 36D.4/.35
- 507-3 Heavy duty silver plated brushes and springs for Champion 500 series motors79
- 607-3 Heavy duty silver plated brushes and springs for Champion 600 series motors79



501-5 Mabuchi commutator for 16D and 26D motors39



507-5 Champion commutator as used in 507 & 607 motors. Guaranteed to 100,000 RPM. Special spacer furnished69



701-5 Two stock Mabuchi commutators for 36D motors2/.79

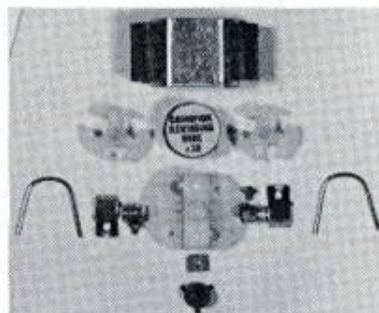


703-5 High speed commutators used on 705 and 707 motors.59

Motor Parts



- 507-4 1½ volt armature w/washer for 16D when used with "Arco 33" magnets.\$4.50
- 507-4X Unwound 507 armature, ready to wind with new high speed commutator with high temperature rewinding wire and spacers 1.98
- 507-4R Reverse 1½ volt armature with shaft out the nylon end bell. Rewound and dynamically balanced 4.50
- 507-4XR Same as 507-4X only with shaft output thru nylon end bell 1.98
- 601-4 Mabuchi armature for 26D ... 1.49
- 607-4 Rewound balanced armature as used in Champion 607 motor.. 4.50
- 607-4X Unwound 607 armature, ready to wind with new high speed commutator with high temperature rewinding wire and spacers 1.98
- 705-4 Rewound, balanced 3 volt armature wound with #27 wire for battery power, as used in Champion 705 motor 4.50
- 707-4 Rewound, balanced 2 volt armature wound with #28 wire for power packs, as used in Champion 707 motor 4.50
- 707-4X Armature kit. Same as used on 707. Unwound armature nylon insulators. Brass spacer washer. Over \$4.00 value if purchased separately 1.98



- 707-6 All the goodies to convert your Mabuchi 36D motor to a 707. Contains double strength "Arco 33" magnets and shim, new Champion celcon end bell with replaceable bearing, new commutator, new armature insulators, #28 high temperature rewinding wire\$4.95
 - 707-7 Contains same parts as above plus brand new \$4.00 701 motor. Total value \$8.90 for only\$6.95
- OTHER ARCO 33 MOTOR KITS
507, 507-R, OR 607 \$5.98

HIGH TEMPERATURE REWINDING WIRE

(Sold to dealers in lots of 12 only)


- 27W 27 gauge wire49
- 28W 28 gauge wire49
- 29W 29 gauge wire49
- 30W 30 gauge wire49

ELECTRO-WHIRL MOTOR CLEANER

(Sold to dealers in multiples of six only)
Great new all purpose motor cleaner. No longer is it a necessity to disassemble your motor for cleaning. Drop motor into bottle leaving lead wires exposed and screw cap down snug. Apply 6 volts of current to wires & let motor run submerged for 30 sec. Let dry and oil lightly before installing motor in car.

Tires and Axles

BLACK ROAD HOG MICRO CELL SPONGE ON THREADED HUBS



360 Black Road Hogs $\frac{7}{8}$ " OD x $\frac{5}{8}$ " wide micro cell sponge on threaded hubs\$1.49

361 1" OD x $\frac{5}{8}$ " wide black road hogs on threaded hubs 1.49

362 1 $\frac{1}{8}$ " OD x $\frac{5}{8}$ " wide black road hogs on threaded hubs 1.49

Magnesium Hubs—Threaded w/Knock-Off Nuts



369 $\frac{7}{8}$ " OD x $\frac{9}{16}$ " wide black road hogs on threaded mag hubs ... 1.59

371 1" OD x $\frac{9}{16}$ " wide black road hogs on threaded mag hubs ... 1.59

Ultralight Wheel Kits

365 $\frac{7}{8}$ " front and 1" OD x $\frac{5}{8}$ " wide rear road hogs both for threaded axles 2.29

366 $\frac{7}{8}$ " front and 1 $\frac{1}{8}$ " OD x $\frac{5}{8}$ " rear road hogs both for threaded axles. 2.29



Available Aluminum Hubs

369-1 Rear mag hub for $\frac{9}{16}$ " wide tire for threaded axle with knock-off nutspr./89


385-1 Front mag hub for threaded axle with knock-off nuts—use 381-T for tirespr./89

357-1 Aluminum hub for $\frac{5}{8}$ " wide tire for taper-lok axlepr./79

360-1 Aluminum hub for $\frac{5}{8}$ " wide tire for threaded hubpr./79



MICRO-CELL REPLACEMENT SPONGE FOR ALL SIZE HUBS.



351-X 1" Blue Donuts for small hubs69 pr.

353-X 1 $\frac{1}{4}$ " Blue Donuts for large hubs69 pr.

361-X 1" Black Donuts for small hubs59 pr.

362-X 1 $\frac{1}{4}$ " Black Donuts for large hubs59 pr.

(To be mounted on hubs and cut to size desired)



381-T $\frac{7}{8}$ " OD x $\frac{3}{8}$ " wide hard rubber replacement tires. (Good-year with tread) Fits 380 & 385 front wheels49



376-T "O" ring tire for $\frac{3}{4}$ " wheel. .4/.29

378-T "O" ring tire for $\frac{7}{8}$ " wheel. .4/.29

Hardened Threaded Axles (Sold to dealers in lots of 12 only)



2250 2 $\frac{1}{2}$ "39
2258 2 $\frac{3}{8}$ "39
2275 2 $\frac{3}{4}$ "39
2278 2 $\frac{7}{8}$ "39

Hardened steel with 30% thread and with flat for crown gears.



3691—3 prong Knock-off Nuts $\frac{1}{8}$ " thread...4/.29




3692—3 prong Knock-off Nuts $\frac{1}{16}$ " axle...4/.29


Tires and Axles



340— $\frac{7}{8}$ " OD x $\frac{5}{8}$ " wide silicone tires on aluminum hub with taper-loks and unbendable axle\$2.98




341—Silicone tires 1" OD x $\frac{5}{8}$ " wide taper-lok on aluminum hub, with unbendable chrome vanadium axle\$2.98



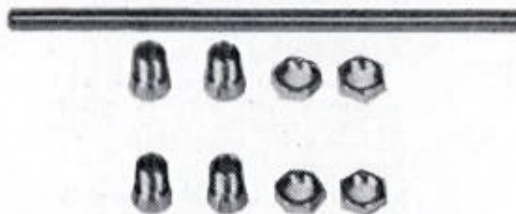
Gum silicone tires $1\frac{1}{8}$ " OD x $\frac{1}{2}$ " wide taper-loks hardened centerless ground chrome vanadium axle\$3.39

Specify:
342G—Gum: supersoft with track memory
342H—Hard: gives long life and excellent performance



344G—Gum silicone tires $1\frac{1}{8}$ " OD x $\frac{5}{8}$ " wide ultralight mag-type threaded hubs.\$2.90


344H—Same as above only harder compound.



3000—Chrome Vanadium Axle. Hardened and centerless ground, guaranteed unbendable. Unthreaded for taper-loks. Free replacement if ever bent. \$1.79



3001—Taper-loks for wheels
 2 each .49




347—"Hardhead" silicone tires $1\frac{1}{8}$ " OD x $\frac{5}{8}$ " wide black compound on threaded aluminum hubs\$2.29

350—Blue Mad Dogs $1\frac{5}{16}$ " OD x $\frac{5}{8}$ " wide blue micro cell sponge, bonded and precision trued, taper-lok, hubs and free unbendable axle. \$1.98

351—1" OD x $\frac{5}{8}$ " wide Blue Mad Dogs (same contents as 350)\$1.98

352— $1\frac{1}{8}$ " OD x $\frac{5}{8}$ " wide Blue Mad Dogs (same contents as 350)\$1.98

353— $1\frac{1}{4}$ " OD x $\frac{5}{8}$ " wide Blue Mad Dogs (same contents as 350)\$1.98



357—Black Road Hogs $\frac{7}{8}$ " OD x $\frac{5}{8}$ " wide black micro cell sponge, bonded and precision trued, free taper-lok, hubs and unbendable axle\$1.79

358—1" OD x $\frac{5}{8}$ " Black Road Hogs with unbendable axle. 1.79

Tires and Axles



2916—1/16" Ultralite 3" piano wire axles with four solder-on wheel keepers10¢ each (Packaged 12 per box)



2999—Front Axle Kit\$.39
Includes hardened steel axles. Aircraft jam nuts for independent rotation. Axle retainer spring.



309—15/16" Front Wheel Kit\$1.90
Bonded polymer 3/8" wide. Independent rotating, including stainless steel axle. Bronze bushing inserted for long life and perfect fit on axle.



310—7/8" Front Wheel Kit . \$1.90
Same description as 309.



375—Ultralite Wheel Kit . .98¢
two 3/4" OD "O"-Ring tires with 1/16" hole for piano wire axles (see 2916). Comes with four solder-on wheel keepers and extra set of "O"-ring tires.



376—Ultralite Wheel Kit . \$1.39
With 3/4" OD "O"-ring tires and threaded hubs. Comes with adapters to convert to 1/16" axle for independent rotation. Four solder-on keepers. EXTRA SET OF "O"-RINGS.



378—Ultralite Wheel Kit . \$1.39
With 7/8" OD "O"-Ring tires and threaded hubs. Comes with adapters to convert to 1/16" axle for independent rotation. Four solder-on keepers. EXTRA SET OF "O" RING TIRES.



380—Ultralite 7/8" OD Front Wheel Kit . . \$.98
Hard rubber 1/4" wide scale Goodyear tires on 5/40 threaded hubs. Comes with adapters for conversion to independent rotation, piano wire axle and four solder-on keepers.



385—True-Scale Series \$1.29
7/8" OD x 3/8" Goodyear tire on scale American mag wheel w/knock-off nuts.



378-1—Two Each Front Wheel Axle Adapter \$.29
Converts 1/8" threaded to 1/16" piano wire axle.



378-2—Two Each Front Wheel Axle Adapters \$.29
Converts 1/8" threaded to .045" piano wire axle.



311—1 1/4" Rear Wheel Kit \$2.90
Polymer material. Bonded to taper-lok aluminum hub with chrome vanadium hardened axle, centerless ground. Recommended for smooth surfaced tracks like formica.



312—Same as 311
1-3/16" \$2.90

313—Same as 311
1 1/8" \$2.90

Tire Cleaner, Dressing and Gears



At last, a cleaner for Micro-cell sponge tires that will clean clear down to the color and not leave an oily, smelly residue on the tires or the track!

"MCC"
(Micro-Cell-Cleaner)

69¢ each (Dealer packaged 12 per box)

Avoiding "Gimmick" names, we have developed a micro-cell tire dressing which will double the traction on both clean or dirty track surfaces. We simply call it

"MCD"
(Micro-Cell-Dressing)

69¢ each (Dealer packaged 12 per box)

"You'll call them by their initials . . .
. . . You'll use them because they're good!"



48 PITCH 14½° PRESSURE ANGLE PINION
GEARS — SOLDER AND PRESS ON.

7, 8 & 9 tooth nickel-plated
.078 pinion gears. Plating
increases life of gear.



NEW!

.29 each

8 tooth brass for .091 solder-on.....	\$.20
10 tooth brass for .091 solder-on.....	.20
12 tooth brass for .091 solder-on.....	.20
14 tooth brass for .091 solder-on.....	.20

(Use number of teeth for Catalog No. and indicate shaft size)

TAPER-LOK PINION GEARS WITH ADAPTERS FOR BOTH
.078 AND .091 SHAFTS INCLUDED IN PACKAGE.

1248	12 tooth brass.....	\$.49	
1348	13 tooth brass.....	.49	
1448	14 tooth brass.....	.49	3002 \$.25
1548	15 tooth brass.....	.49	Taper-lok device for
1648	16 tooth brass.....	.49	crown & spur gears.
1848	18 tooth brass.....	.49	
2048	20 tooth brass.....	.49	
3003	Taper-lok with nut for .078 pinion.....	\$.25	
3004	Taper-lok with nut for .091 pinion.....	.25	

Gears

WILLIAMS NYLATRON GEARS WITH TAPER LOKS

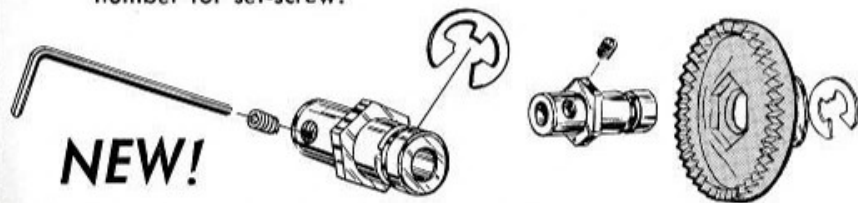
HOW TO CORRECTLY SET-UP A TAPER-LOK CROWN GEAR

Assemble as shown, slide onto axle, thread nut down finger tight, put on spacers and tires and make proper side adjustments. When spaced correctly, tighten gear taper-lok nut firmly with open end wrench and make final adjustment with wheels before tightening.



26, 28, 29, 31, Tooth gears with removable aluminum hubs that are interchangeable with taper lok hubs. Gears will have hex designed on both sides so hub can be inserted either way, depending on length of motor shaft and pinion. Both adapters are packaged in \$1.98 gear kit.

When ordering—use T.L. after number for taper-lok or S.S. after number for set-screw.




NEW!

Set screw type locking collet and 26, 28, 29 & 31 tooth gears will be available in the summer of 1967.

COMING SOON! Gear kit with all size crown gears and two types of locking collet assemblies. \$1.98

(Comes complete with 26, 28, 29, 31 tooth crown gears with a taper-lok and a set screw locking collet with two Allen-head set screws and Allen wrench.)



CHAMPION CROWN GEARS SAVE YOU MONEY!

After a long enduro or severe gear-stripping collision you find replacement of your Williams nylonatron crown gear is necessary, all you have to purchase is the nylonatron part of the gear. You only invest in a complete gear once. The taper-lok and/or set-screw collets will last and last and last. For replacement gears only, ask your dealer for (or order direct from Champion)

26X	28X	29X	30X	31X	32X
-----	-----	-----	-----	-----	-----

"X" stands for nylonatron replacement only 39¢ ea.

Gears




48 PITCH CROWN GEAR SETS

3003-28 Four piece crown gear set, three solder-on pinions and 28 tooth Wilson crown . . . \$.85

3003-36 Same as above with 36 tooth Wilson crown gear . . .85

3004-44 Champion 44 tooth nylatron crown gear, four taperlok pinion gears with .078 and .091 adapters 1.69




48 PITCH SPUR GEAR SETS

50 50 tooth Champion nylatron with removable taperlok device. Optimum gear size for 1 1/8" rear tires . . . \$.69



3003-50 50 tooth spur gear set with three heat on pinions, .091 shafts98



3004-50 Same as above with four taperlok pinion gears with .078 and .091 adapters . . . 1.69

64 PITCH WELDUN GEARS



Stainless steel pinions with .091 taper-lok and nut.

1464	14 tooth 64 pitch pinion	\$.70
1564	15 tooth 64 pitch pinion70
1664	16 tooth 64 pitch pinion75
1764	17 tooth 64 pitch pinion75
1864	18 tooth 64 pitch pinion75
1964	19 tooth 64 pitch pinion80



64 PITCH ALUMINUM SPUR GEARS WITH 1/8" TAPER-LOK AND NUT

64TW	64 tooth Weldun spur gear	\$1.65
68TW	68 tooth Weldun spur gear	1.70
70TW	70 tooth Weldun spur gear	1.80
72TW	72 tooth Weldun spur gear	1.85

We offer this choice of high quality Weldun gears because of the wide choice of gear ratios available with 64 pitch. Because of the small tooth pattern, extreme care must be taken in aligning mesh to prevent harm to aluminum spur gear. Occasional lubrication with 401 white aircraft grease will prolong gear life.

Clear and Pre-Painted Vacuum Formed Bodies

All clear plastic bodies from Champion are vacuum formed from tough butyrite plastic with excellent detail. All clear shells are packaged with driver bust and one piece head which swivels to any direction, insert, pre-cut window masks for painting and sheet of full race decals for only \$1.59. Compare these values to all other bodies in your dealers show case.



100-MECOM LOLA



105-FORD GT-40



111-DINO FERRARI



1172-PLYMOUTH HEMI



102-LOLA T-70



106-FORD GTX-1



115-HARRISON INDY SPL



1153-CALIFORNIA SPORTSMAN
SUPER MODIFIED



103-CHAPARRAL 2-C



108-DODGE CHARGER



1170-FORD GALAXIE



1155-COOPER MASERATI

CLEAR — \$1.59 each



104-CORVETTE RIVERSIDE



109-McLAREN ELVA

PAINTED — \$1.98 each

IF YOU LIKE REALISM IN YOUR RACING, BE SURE TO SEE OUR ALL NEW CONCOURSE D'ELEGANCE SERIES

Concourse D'Elegance Bodies

New concourse d'elegance pre-painted bodies, vacuum-molded interiors with pre-painted driver busts, decals, and aircoops painted flat black are now available to help you win concourse points and trophies. Clear plastic spoiler and screws included with each sports car.

\$2.69 each

(Concourse clear available for \$1.89 each)



103-C
Chaparral 2-D



1152-C
Red Ball Special

112-C
Porsche Carrera



1160-C
McLaren Mark II



116-C
Ferrari 3-liter Formula 1




1161-C
Lotus 40

1151-C
Harrison Indy-'66



1153-C
California Sportsman
Super Modified



Clear body kits contain same detailed durable body shell, unpainted with window masks, vacuumed molded interior insert with driver bust and dash and sheet of full race decals.

Car and Parts Carrying Case

Handle and case made of super-tuff, plastic for skuff resistant durability



Four individual sections in top and bottom large enough for 1/24th scale cars.

Retaining bands to hold cars in place

Four separated compartments for tools and small parts with snap-down lids

Special easy-lok lets you open or close case at the touch of a finger

Exclusive snap-shut design keeps moisture out and dryness in.



Natural Color



THE ANSWER TO THE MODEL RACER'S DREAM . . . A CASE THAT HAS EVERYTHING!

We asked hundreds of racers what they wanted in a "slot case" and gave their suggestions and recommendations to our engineering department and here is the result of that research.

A case no bigger than an attache case; lightweight; compact and strong.
























No more bulky wooden cases to lug around. No more metal tackle boxes to demagnetize your motors. No more mixed-up parts when accidentally dropped or turned over. No more big suitcases to keep organization at hand. Now it's light 'n easy GO with your "GO" machinery right at hand in our all new case.

Get one today and see how easy it is to be the complete **CHAMPION!**


























\$5.98

Hardware Available in Bulk Packages

*SPECIAL DISCOUNT TO DEALERS ON BULK HARDWARE

Item	Description	Price	# Per Btl	\$ Per Btl	Item	Description	Price	# Per Btl	\$ Per Btl
	Heavy magnet retainer springs for 16D, 26D and 36D motor cases (nickel-plated fits all size cans, also used for roll bars on GP and open cockpit sports cars)	2/5¢	100	2.00		Wheel adapters—for .045 piano wire axles	15¢	25	3.75
	Lamination insulator for 16D armature. These are slightly oversized to prevent shorting of winding wire and are not Mabuchi parts	5¢	100	5.00		Brass solder-on wheel keepers for 1/16" axles	8/10¢	200	2.00
						Brass solder-on wheel keepers for .045 axles	8/10¢	200	2.50
	Self-aligning flag keeper springs—replaces front weight. For 1/8" flag shafts	2/5¢	100	2.50		Same as above for 3/16" flag shafts	2/5¢	100	2.50
						5/40 x 1/8" set screws with slotted heads	5¢	100	5.00
	Nylatron armature spacers .078 hole for 16D & 26D motors	5¢	100	5.00		4/40 x 1/8" Allen-head set screws	10¢	100	10.00
	3-prong scale knock-off nuts for 1/8" threaded axles	2/15¢	100	7.50		5/40 Nickel-plated axle nuts	2/5¢	100	2.50
	3-prong scale knock-off nuts for 1/16" axle having solder-on eyelets	2/15¢	100	7.50					
	Micro precision brass armature spacer washers, formed without burrs. Made from special bearing bronze for .091 shaft. .013, .017, .032 thicknesses (Specify thickness when ordering)	3/15¢	100	7.50		#2 x 3/16" body mounting screws	2/5¢	200	5.00
						#2 x 1/8" self-tapping slotted, slotted pan head screws	2/5¢	200	5.00
						#4 x 3/16" nickel-plated self tapping screws for guide flags	2/5¢	100	2.50
	Same as above for .078 shaft .012 & .036 thicknesses	3/10¢	300	10.00		4/40 x 3/16" nickel-plated machine screws	2/5¢	100	2.50
	Same as above	3/10¢	150	5.00		4/40 nickel-plated jam nuts	2/5¢	100	2.50
	Wheel adapters—screw into 1/8" threaded wheel, converts to independent rotating front tires on 1/16" piano wire axle	15¢	25	3.75		Large Mabuchi brush springs	5¢	100	5.00

Hardware Available in Bulk Packages

Item	Description	Price	# Per Btl	\$ Per Btl	Item	Description	Price	# Per Btl	\$ Per Btl
	Electrical terminals for motor lead wire. solder on or squeeze	2/5¢	200	5.00		5/40 (1/8" lock nuts) for front axles. Aircraft jam nut	2/15¢	50	3.75
	End bell solder lugs for 16D, 26D, and 36D motors	19¢ ea.	50	9.50		Phenolic spacer washer for fine axle and gear alignment. .010 thick	4/5¢	200	2.50
	Taper lok nuts for wheels, spur and crown gear taper loks	4¢	100	4.00		Bronze press-in adapters to convert Champion #309 and #310 wheels to independent rotating front wheels	2/15¢	25	1.87
	Special washer used with spur & crown taper loks	2/5¢	100	2.50		Oilite end bell bearing for Champion Celcon End bell having removable bearing	10¢	25	2.50
	Long taper loks—1/8" bore for gears	25¢	25	6.25		Tongue pin-aluminum for 200 & 200-6 frames	4¢	50	2.00
	Short taper loks—.078 bore for 16D & 26D motor shafts	25¢	25	6.25		Tongue snap clip for above	2¢	100	2.00
	Pinion taper loks for .091 bore	25¢	25	6.25		Heat sink for 36D end bell	10¢	25	2.50
	Gear adapter for Champion nylatron crown and spur gear NOTE: These will fit Cox gears by reaming larger hole in gear	15¢	25	3.75		Mabuchi commutator for 36D motor	19¢	25	4.75
	Set screw adapter for Champion nylatron gears (available summer '67)					Mabuchi commutator for 16D motor	19¢	25	4.75
	Snap rings-fits on brass end of Mabuchi 16D & 36D motors. Stamped convex to insure motor tightness	15¢	25	3.75		Phenolic insulator washer for .091 hole	5¢	100	5.00
	2x56 brass nuts for Champion ultralight cars	2/5¢	100	2.50		Phenolic insulator washer for .078 hole fits 16D & 26D Mabuchi motors	5¢	100	5.00
	2x56 x 5/16" long flat head machine screws	2/5¢	100	2.50		Heavy-duty brush spring for 36D motors	4/35¢	50	4.38
						Taper lok nuts for pinion gears	4¢	100	4.00

RACING TIPS AND SPEED SECRETS

We are devoting this section of your new catalog to help you better understand and enjoy the wonderful hobby/sport of Model Car Racing. We feel that it is up to the professionals and manufacturers to help you formulate the proper attitude and to always use your knowledge and courtesy to the advantage of those around you in the racing centers across the country.

COURTESY. It is the custom of the Champion factory racing team to stop and wait until an opponent's car is replaced in the slot if "nerfed" by one of us during a race. This is not only fair, but makes you a much better sportsman in the eyes of those you race with.

TIRE DRESSING. This is subject to the local raceways rules and regulations. We are not opposed to the use of tire cleaners and dressing, but do not think it should be smeared on the track or poured onto the tires so they leave puddles of blu-ish goo behind you as you race. A clean track and clean tires are the best way to race and come highly recommended by us and most raceway owners.

HELP THE BEGINNER: You who have struggled through the early stages of cheap cars and controllers know what it means to get a helpful "tip" from a pro. Now return the favor.

CHECK THESE THINGS CAREFULLY:

1. Motor. Test motor before installing it in chassis to see which "side" (direction gear is turning) is the "high" or fastest. It will almost always run faster in one direction than another and the slow side will usually show increased brush arc. Indicate fast side by scratching an arrow on the top of the can. Then set your spur or crown gear on the side with the teeth facing arrow.
 2. If motor is slowing down check:
 - A. Brushes and springs . . . check amount of tension on brush springs and make certain that brushes are in one piece and not split or cracked.
 - B. All electrical connections, both on motor and pick up flag.
 - C. Clean (or have motor cleaned) in Electrowirl, lubricate before running and test again.
 - D. Bearings on both ends to make certain both are working and not out of alignment.
- If after these tests the performance still isn't right, indications point to internal trouble. This could be one of several things. We'll try to mention the most common problems.
- A. Carefully remove brush springs and brushes. Using small screw driver, loosen tabs holding end bell. Disassemble motor, carefully, keeping all parts where you can find them.
 - B. Check all solder connections on commutator where wire is brought up and looped around tabs. If loose joint is noticeable, or solder missing, carefully resolder with 16 gauge "Stay-Brite" solder and "Stay-Clean" liquid flux.
 - C. While armature is out, check windings to see that none are broken or insulation scraped off. This will cause motor to short out and slow down and will require a "push" to get it started.
 - D. Deyinding and Rewinding. This is a technique employed by almost all professional builders and takes considerable practice to perfect. Champion has instruction sheets for rewinding and will send them to you if you will send us a stamped self-addressed envelope. It is important to remember that less turns of wire increases your RPMs and decreases torque. More turns of wire increase torque and decrease RPMs. You need to know which type power supply your particular track employs to know which type of winding would be best suited for your motor. For battery power you can use less turns because of the increased amperage and pure DC current. For underpowered transformers with low amperage, more turns is best. In general, put on as many turns as possible of a wire size that will not cause too much power drop to other cars on the track.
 - E. Commutator slots are clean and not bridged across.
3. Check all points for binding, rubbing and friction. Make certain gears are set up carefully so that backlash is kept to a minimum. Metal gears must especially be set up with care to prevent stripping. Plastic and nylon spur and crown gears are somewhat easier to break in properly but unless care is used in aligning them with metal pinion gears, they will strip easily. Check for axle side play. It should not be more than 1/32". Make sure tires are concentric (round), and flat on the running surface, with both inside and outside edges slightly rounded. This helps cornering. Also make sure that you have tire clearance and that none of the tires are rubbing the body.
 4. **HANDLING.** Races are won or lost in the curves and not the straightaways. Half the battle is setting up a car that will drift effortlessly through the corners without turning over and deslotting. Here is where your low center of gravity comes into play. Keep as much of the chassis as possible down near the track, allowing a minimum of 1/16" clearance between the bottom of the chassis and the track surface.

RACING TIPS AND SPEED SECRETS

5. **CHASSIS AND BODY WEIGHTS.** Keep all chassis and body weights at least 1/16" from the track surface.
6. **BODY.** Keep as low to the track as possible, especially in front. Cut openings for air to escape behind wheel wells and at top rear of body. Also have openings for the motor to get air. For good looking openings, cover (from inside) with fine mesh wire.
7. **ROLL BARS.** All open-cockpit cars should have a roll bar. Old magnet retainer clips look good and are easy to install. Drill 1/16" holes in the body and "spring" the clip into place. This will hold where it is or you can epoxy it in place.
8. **SPOILERS.** Most sports cars (especially open-cockpit) handle better with spoilers attached in the back, with the top anywhere from 1/4" to 3/4" above rear deck. This helps braking, holds the rear of car down on straights to help traction on rear tires, and helps to straighten car as it comes out of turns. A diplane can be added to the nose of the car in the same plane as the front of the car will help also.
9. **GUIDE FLAG (Electrical pick-up).** No car or motor, no matter how well engineered and built will perform well unless the guide flag and braid are doing their jobs. Make certain that guide flag is setting flat and all the way in the groove when car is on track. Also, on solid tongue cars you can "shim" the guide flag so it fits in the slot properly when front tires are touching. The braid must lie flat; push it with both thumbs to smooth it out and remove the springing action. Make certain that braid is always clean. Use some type of electrical contact cleaner and an old toothbrush to keep them clean and free from caked-on dirt. Best contact can be had by fraying the ends of the wire rather than leaving it braided. Limit amount drop arm can fall to 1/2" and set up guide flag so it always centers. This helps turn marshals to quickly return your car to the track when you deslot.
10. **LIGHT VS. HEAVY CARS.** The lighter the car, the faster the car, but also the more difficult to drive. Almost all professionals prefer a car which weighs between 2 1/2 to 4 ounces. The less weight the motor has to pull, the more lightning-like starts you'll get, but deftness with a controller is more critical. Heavier cars will corner better and are a little easier to drive if all the weight is kept low, but added weight will slow the car down somewhat.
11. There is really only one cardinal rule for winning and that is **PRACTICE.**
All professionals are constantly experimenting and trying new ideas and techniques. Then the cars are tested for many hours on the track. Remember, the more you have that controller in your hand, the better you'll drive. We at Champion will continue to experiment on new ideas and techniques and will continue to produce only the finest, most complete line of racing equipment in the world. Between the two of us, we've really got something, haven't we?
12. As we mentioned in the beginning, our team always demands courtesy on the part of its members. Here are our guide lines. Try them and see if they don't help you and your club:
 - A. Stop and wait on your opponent if you should accidently "nerf" him.
 - B. Give the corner marshals a chance to react before you remind him your car has deslotted. He is doing you a favor. Never yell or "cuss out" a marshal, opponent, spectator, or anybody.
 - C. Never "nerf" a car on purpose. In fact, try to avoid situations that might cause you to deslot another car. Slow down and let the faster car go by you rather than go into a turn with him. You might be the one who gets knocked off.
 - D. If you must stop your car briefly, do it on a safe straightaway, not in a curve where a drifting car might clobber you.
13. **BE A GOOD CORNER MARSHAL.** Put your opponent's car on as fast as your teammate's, or faster. It has been said that you can almost go through a curve faster when you deslot, if there's a Champion Team member marshalling that curve.



SEND CHECK OR MONEY ORDER TO COVER FULL AMOUNT OF ORDER. DO NOT SEND CASH OR COINS!

Champion.. MANUFACTURER OF THE MOST
COMPLETE LINE OF QUALITY, HIGH PERFORMANCE MODEL
CAR RACING EQUIPMENT IN THE WORLD.

SOLD WITH GUARANTEED CUSTOMER SATISFACTION:
IN AUTHORIZED MODEL CAR RACING CENTER PRO-SHOPS
THROUGHOUT THE WORLD.

Only the best ARE GOOD ENOUGH TO BEAR THE NAME

5620 NEW PEACHTREE RD.



CHAMBLEE, GEORGIA

BUILT FOR THE MAN WHO CARES ENOUGH TO WIN!

